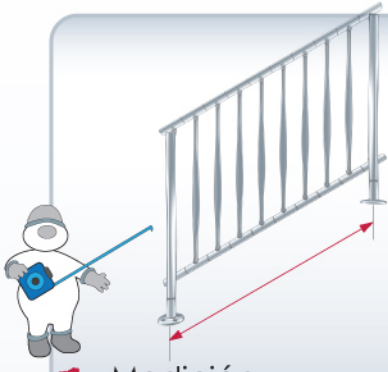


# Barandilla inclinada

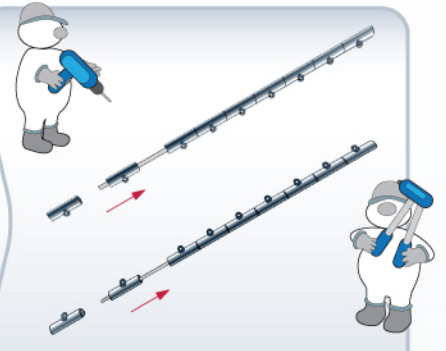


**1** Medición

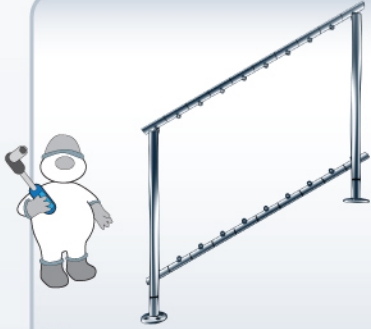
1m -1,5 m  
entre columnas



**2** Cortar tubo pasante



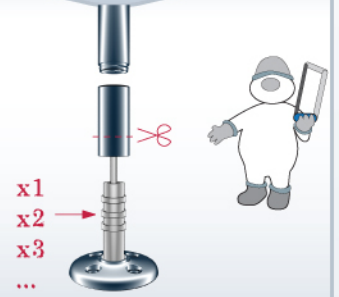
**3** Introducir pasamanos y fijar extremos



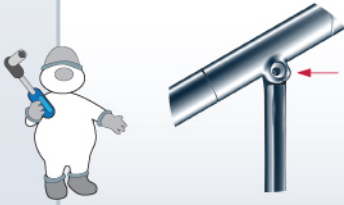
**6** Montar pasamanos inferior y superior



**5** Fijar al suelo

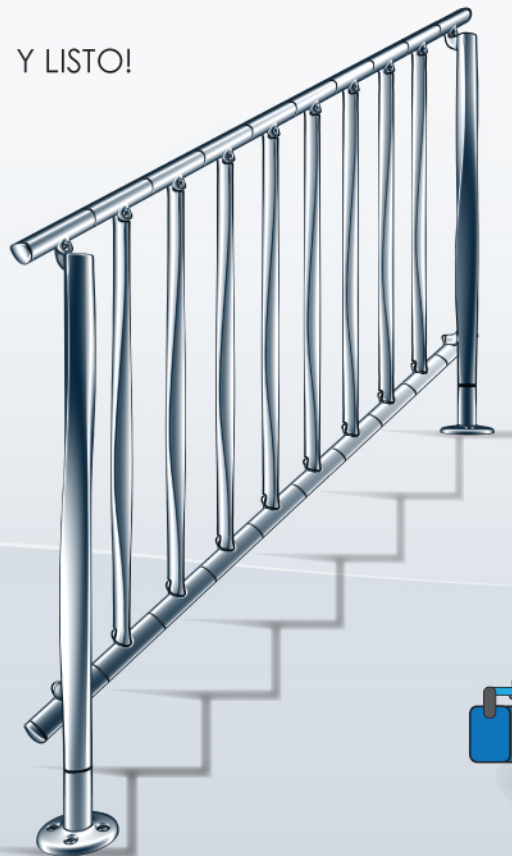


**4** Regular altura de las columnas




**7** Atornillar barrotes

Y LISTO!



COLUMNA BASE BARROTE



TUBO PASANTE



PASAMANOS

TAPAS

**Sistema modular**, fácil instalación o montaje  
**Núcleo de acero**, recubrimiento de composite  
**Sin mantenimiento**, no necesita pintura

**BestBalus**

